
Introduction to Computer Vision

Dr. Gerhard Roth

COMP 4900D

Winter 2012

General Information

Instructor: Adjunct Prof.

Gerhard Roth gerhardroth@rogers.com – read hourly

groth@connect.carleton.ca – read daily

Office Hours: 2:30 to 4:00, HP5331

(plan to be here by around 12:00 noon)

TA: none, I am the TA and marker for everything.

Course website:

<http://people.scs.carleton.ca/~roth/comp4900d-12/>

Linked from <http://www.scs.carleton.ca/courses/>

Lectures in pdf are dated by name, so you can check for updates – which are periodic

Course Organization

Textbook: Introductory Techniques for 3-D Computer Vision, by Trucco and Verri

No longer in print, CD has scanned chapters

Also contains SzeliskiBook_20100903_draft which will be used for some of the course (to be decided

Two parts:

Part I (Before Feb. break) – Introduction, Review of linear algebra, Image formation, Image processing, Edge detection, Corner detection, Line fitting, Ellipse finding.

Part II (After Feb. break) – Camera calibration, Stereo, Recognition, Augmented reality.

Evaluation

Four or five assignments (40%)

- two before break and two after
- three or four of them will involve programming
- submit via WebCT or put in the dropbox at
3115 HP (or e-mail me)

Two mid-terms (60% - 30% each)

- one just before reading week break, one at end
of term (just before the exam period)
- will cover material up to that point, so once
tested material in first part is not tested again

What is Computer Vision?

The goal of computer vision is to develop algorithms that allow computer to “see”.

Computer vision is sometimes called the inverse problem of computer graphics

Also called

- Image Understanding
- Image Analysis
- Machine Vision

General visual perception is hard



Digital Image

```
232 182 143 151 151 148 148 143 145 139 143 136 139 136 134 132 129 130 126 124 115 116 115 104 109 102 100 101
244 218 160 149 145 147 145 143 139 142 140 139 134 134 130 131 125 120 120 116 110 110 107 100 100 97 95 97
246 233 196 145 145 146 141 141 137 134 140 133 133 125 131 125 114 121 116 116 109 101 95 101 97 87 89 91
248 242 222 161 142 140 145 137 138 135 129 127 127 122 124 118 116 113 102 110 99 102 98 94 91 88 91 90
252 246 234 192 143 139 136 134 133 129 131 127 124 121 117 114 111 105 108 95 101 102 86 88 91 84 84 99
252 249 242 215 151 137 134 134 129 126 126 121 120 116 113 111 108 104 99 94 102 93 89 96 79 87 92 112
252 248 242 227 169 134 135 124 122 120 125 121 116 115 105 112 102 99 92 98 93 88 89 74 87 65 97 111
253 246 244 236 192 134 125 123 119 120 118 116 112 107 110 95 104 94 89 96 84 86 79 77 65 79 105 119
252 250 246 238 210 144 126 118 120 115 116 116 98 105 103 102 96 93 91 82 80 79 75 70 82 81 108 119
250 251 247 239 219 161 127 117 117 109 105 107 100 104 99 100 98 79 98 70 75 80 72 65 86 83 113 124
252 249 247 241 226 177 122 120 116 106 108 110 91 103 93 99 89 88 79 80 72 74 76 65 84 87 109 123
249 249 247 241 231 191 131 116 110 109 106 98 95 90 102 83 78 86 85 80 70 75 69 81 79 96 122 121
248 249 247 244 238 206 133 121 101 103 94 97 91 87 87 83 83 82 77 78 81 61 73 65 86 99 118 120
247 250 248 244 237 215 149 115 102 105 91 94 80 91 79 83 81 70 71 75 74 71 78 74 76 108 117 119
250 247 246 243 239 218 159 108 100 87 100 88 92 83 85 77 81 63 80 70 63 73 70 78 81 110 120 116
248 245 244 241 239 224 170 113 103 94 89 86 84 83 74 81 68 78 76 66 66 70 73 65 92 108 115 123
248 244 244 242 237 226 179 123 98 94 84 74 88 77 71 76 71 78 68 67 63 72 72 75 94 109 115 124
247 244 245 241 238 221 183 123 95 87 89 73 77 79 71 65 78 56 69 66 62 61 70 69 90 113 118 118
247 246 244 242 236 219 185 120 100 84 82 79 66 67 76 72 69 55 61 56 65 57 70 78 95 106 119 116
246 245 244 241 231 216 190 126 91 86 77 77 72 71 76 60 69 60 57 52 66 55 62 75 87 110 110 117
245 244 244 237 231 221 189 133 97 83 70 73 62 59 77 44 65 66 60 70 51 43 67 75 95 107 116 111
244 244 241 237 230 222 188 133 90 83 77 77 59 78 60 67 62 61 66 72 62 51 62 71 96 105 115 108
242 242 237 236 232 219 187 126 83 79 70 64 58 66 63 67 54 65 51 65 58 54 62 73 77 92 107 94
241 241 238 236 229 216 186 125 85 77 70 66 64 53 63 55 56 53 67 39 52 25 23 9 11 51 66 77
241 239 237 237 228 214 185 127 92 83 64 66 69 62 61 65 32 42 12 7 6 15 65 123 146 160 167 172
240 239 237 236 225 208 178 123 89 67 72 67 49 54 27 10 7 23 103 142 162 167 169 168 171 172 172 178
238 236 236 229 221 203 174 125 77 82 55 33 23 9 79 135 163 173 174 175 174 170 171 167 167 172 169 173
235 235 231 228 215 198 165 122 84 43 14 57 132 166 176 175 179 177 176 178 178 173 169 172 167 168 171 162
231 231 227 223 210 191 163 110 44 95 159 174 175 179 178 180 183 180 179 177 175 175 174 173 169 168 171 156
230 226 225 220 202 187 169 151 175 180 182 177 182 182 183 184 184 184 181 182 181 178 182 179 172 161 160 155
223 224 220 213 198 191 185 186 182 182 178 179 184 185 191 189 189 192 188 192 193 194 192 187 179 161 153 147
220 219 213 203 191 182 181 177 176 173 175 180 182 184 192 192 193 195 200 203 203 206 205 202 192 164 150 151
212 209 200 188 177 173 174 171 169 165 173 176 180 187 191 192 195 195 201 203 207 210 208 212 201 177 147 143
```

A brief history of computer vision

- 1960s - started as a student summer project at MIT.
- 1970s and 80s – part of AI – understanding human vision and emulating human perception.
- 1990s – depart from AI , geometric approach.
- Today – various mathematical methods (statistics, differential equations, optimization), applications (security, robotics, graphics).
- Many applications of computer vision are now in common usage

What is Computer Vision?

Trucco & Verri:

Computing properties of the 3-D world from one or more digital images.

Properties: mainly physical (geometric, dynamic, etc.)

One common definition:

Computer vision is inverse optics or inverse graphics.

Related fields

- Image Processing
 - Generates one image from another – i.e. sharpen
- Pattern Recognition
 - Learn patterns for classifying or analyzing data – i.e. character recognition
- Photogrammetry
 - Measures 3d quantities from multiple 2d images – i.e. model building
- Computer graphics
 - Take a virtual scene and render it – i.e. gaming
- Human/Computer Interfaces
 - Ways of interacting between a computer and a human – i.e. kinect for xbox

Our Time

It is a good time to do computer vision now, because:

- Powerful computers
- Inexpensive cameras
- Algorithm improvements
- Understanding of vision systems
- Modern computer networks

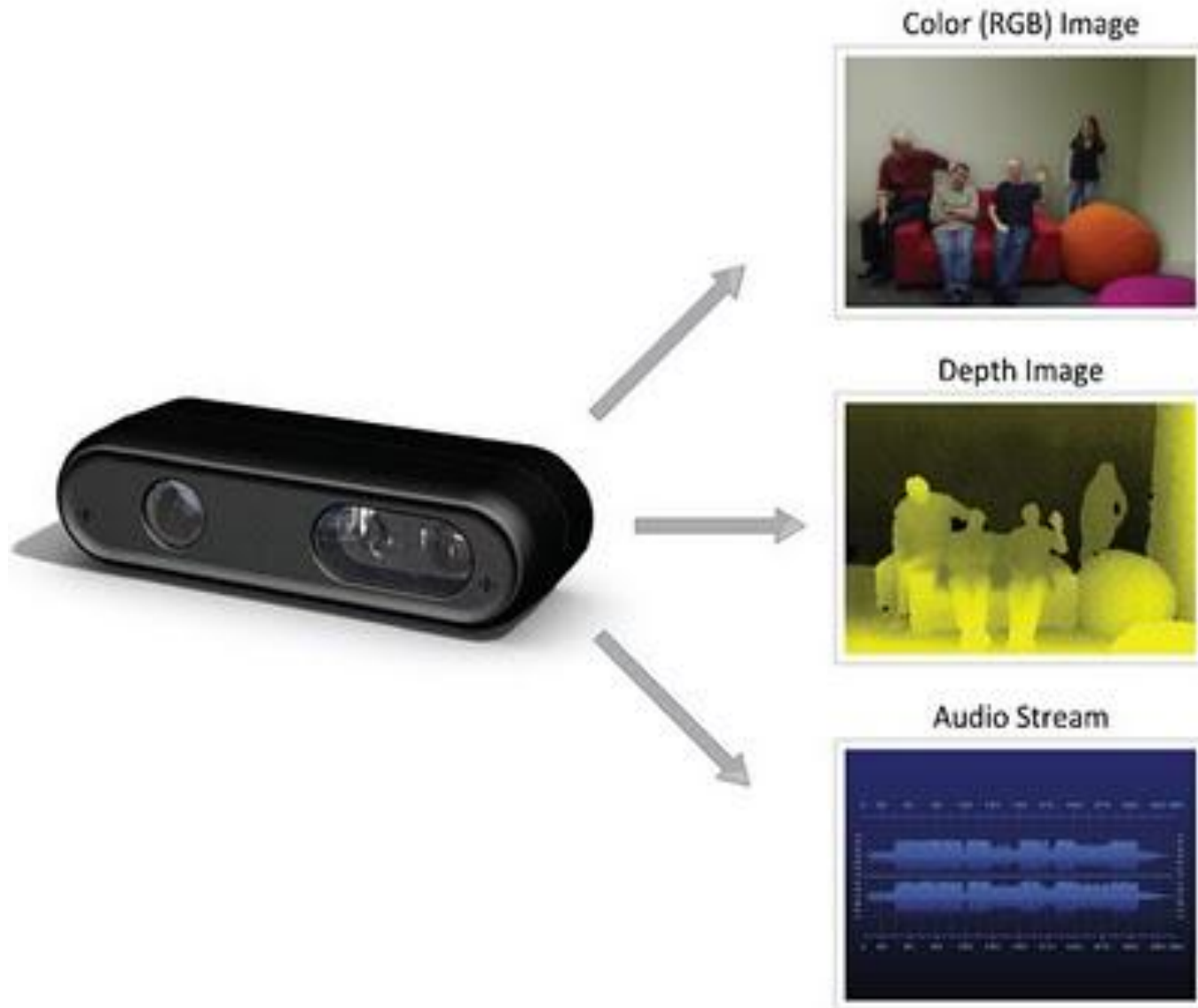
Human Computer Interfaces

- Microsoft Kinect camera
 - Uses infrared projected patterns
 - Single camera sees these and computes 3d data
 - Basically depth values on top of image pixel values
- 3d depth data is easier to use than 2d
 - At least for applications such as motion detection
 - Can detect motion of a person (including arms/legs)
- Use this motion information to control game
 - A more complex input device than the Wii
 - Wii also uses computer vision technology

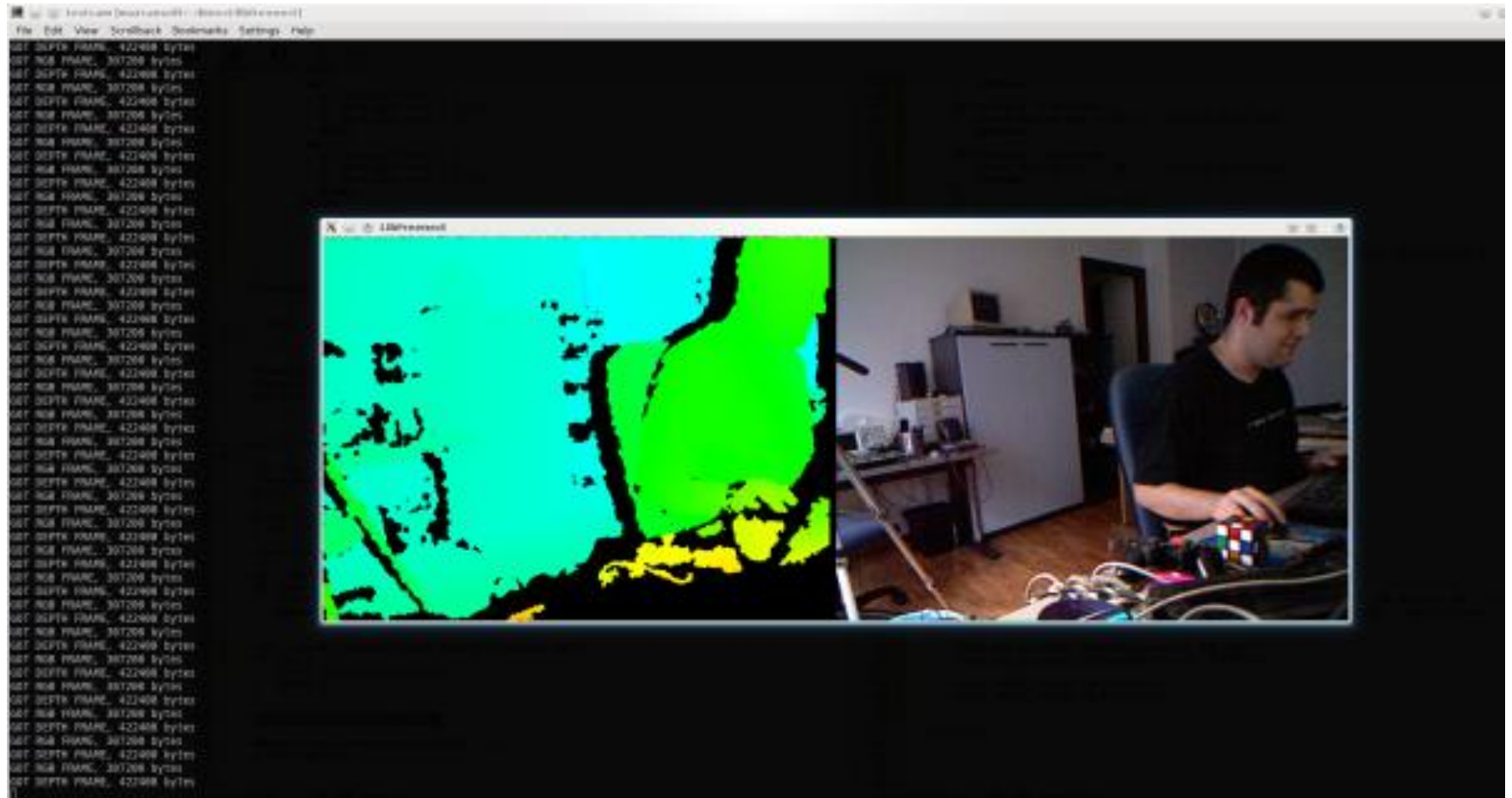
Typical structure light system




Kinect system



Kinect system



3D Reconstruction



Augmented Reality





Fig. 2: A Virtual Object on a Card



Panoramic Mosaics



+



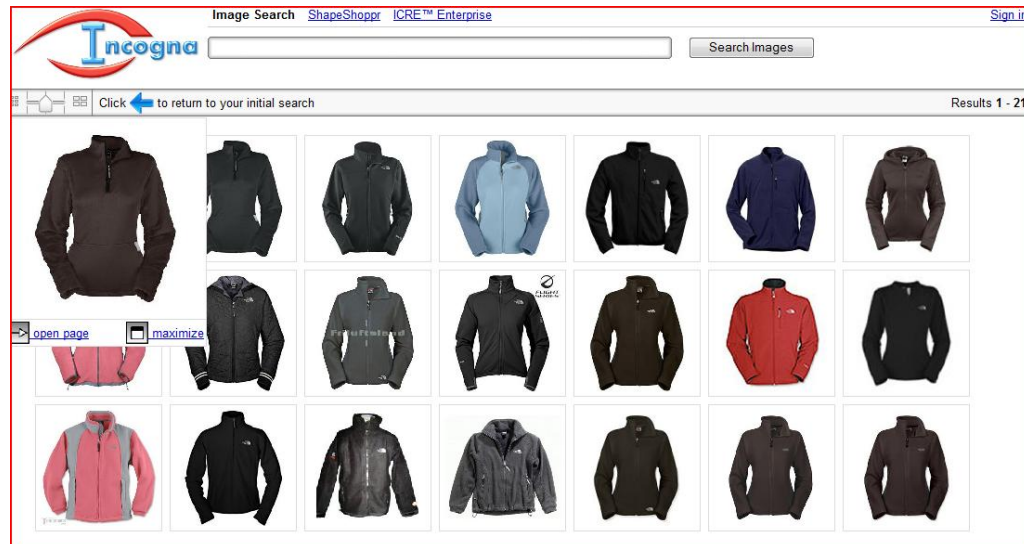
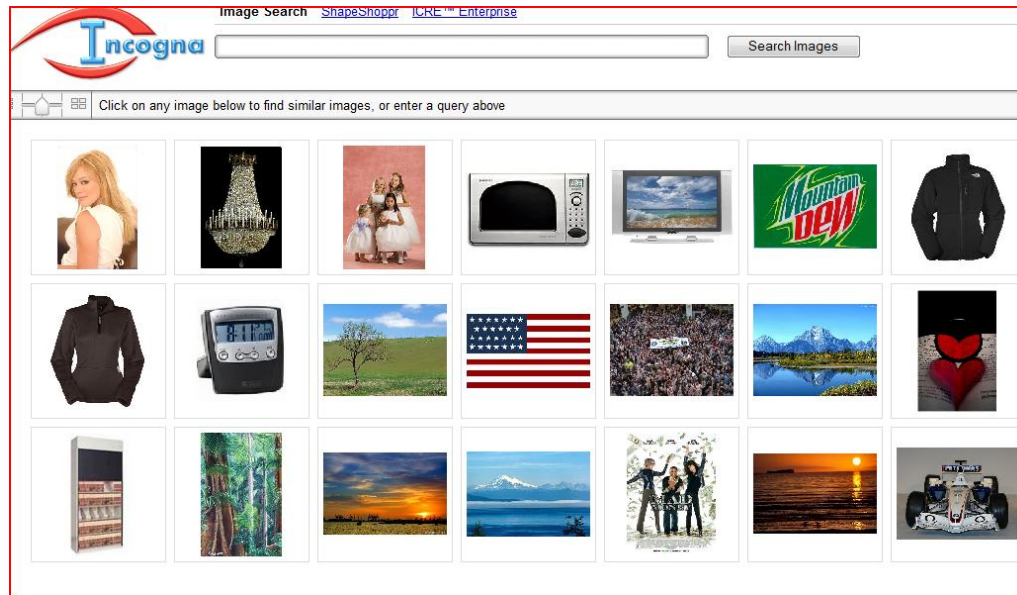
+ ... +




=



Image Search: www.incogna.com



Applications: Recognition



Applications: Special Effects



ESC Entertainment, XYZRGB, NRC


Applications: Special Effects



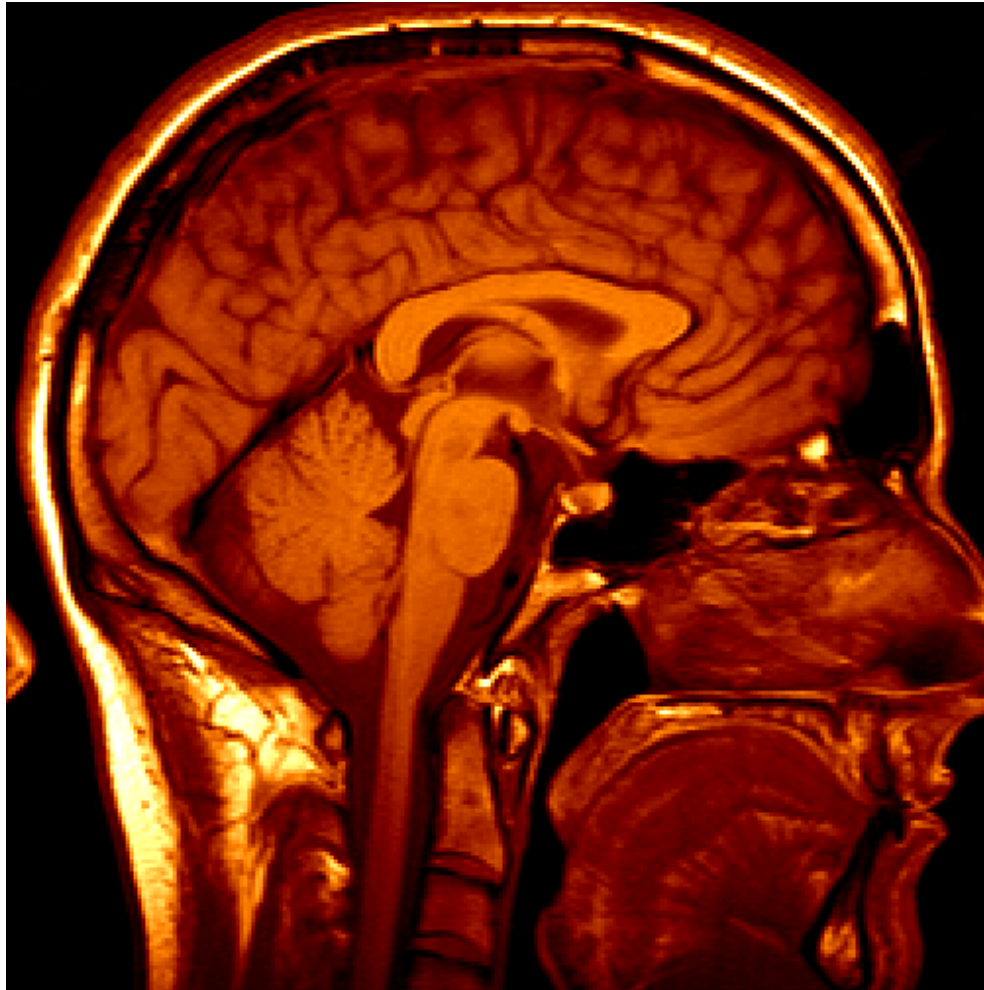
Andy Serkis, Gollum, Lord of the Rings



Motion capture systems

- Put retro-reflective balls everywhere
- Track these in real-time to get 3d positions




Applications: Medical Imaging







Applications: Robotics



Applications: Surveillance



Mathematical tools

- Linear algebra
- Vector calculus
- Euclidean geometry
- Projective geometry
- Differential geometry
- Differential equations
- Numerical analysis
- Probability and statistics

Programming tools

- OpenCV
 - A universal toolbox for research and development in the field of Computer Vision
 - Widely used OpenSource library written in C/C++
 - Capable of running in real-time applications
 - OS/hardware/window-manager independent
 - Simple Gui environment with sliders/mouse interaction
 - Routines for a large variety of computer vision algorithms
 - Works on Windows, Linux and on Android phone
 - In windows require Visual Studio environment
 - Easiest way to learn is to look at the sample code
 - [OpenCV Wiki](#) and on-line documentation
 - A number of different versions (Older version 2.1.0) is easiest but you can use latest version (more complex)

OpenCV Functionality

Image data manipulation

- allocation, release, copying, setting, conversion

Image and video I/O

- file and camera based input, image/video file output

Matrix and vector manipulation, and linear algebra routines

- products, solvers, eigenvalues, SVD

Various dynamic data structures

- lists, queues, sets, trees, graphs

Basic image processing

- filtering, edge detection, corner detection, sampling and interpolation, color conversion, morphological operations, histograms, image pyramids

OpenCV Functionality (*cont.*)

Structural analysis

- connected components, contour processing, distance transform, various moments, template matching, Hough transform, polygonal approximation, line fitting, ellipse fitting, Delaunay triangulation

Camera calibration

- finding and tracking calibration patterns, calibration, fundamental matrix estimation, homography estimation, stereo correspondence

Motion analysis

- optical flow, motion segmentation, tracking

Object recognition

- eigen-methods, HMM

Basic GUI

- display image/video, keyboard and mouse handling, scroll-bars

Image labeling

- line, conic, polygon, text drawing

OpenCV Modules

OpenCV Functionality

- more than 350 algorithms

Cxcore

- Data structures and linear algebra support.

CV

- Main OpenCV functions.

Cvaux

- Auxiliary (experimental) OpenCV functions.

Highgui

- GUI functions.

Course DVD – OpenCV plus lectures

- Contains OpenCV and an example program along with a copy of the course web site
 - But you should look at course web site for current updates
- <http://opencv.willowgarage.com/wiki/> has detailed instructions on how to compile
 - But read my notes in the CD to see easiest approach!
- Easiest approach
 - Install some version of Visual Studio (Version 8)
 - Install OpenCV (OpenCV-2.1.0-win32-vs2008)
 - In directory OpenCV example open the HarrisCorner project
 - To try out different example programs replace HarrisCorner.cpp with the other .cpp and .c files
- Can use most recent version (more complex)