

ANALOG PARALLEL ALGORITHMS FOR COMPUTATIONAL GEOMETRY

FRANK DEHNE*, JÖRG-RÜDIGER SACK* and NATANA VALIVETI
School of Computer Science, Carleton University, Ottawa, Canada K1S 5B6

BORIS FLACH**

*Nuclear Energy Research Institute, Rossendorf, Postfach 10, O-8061 Dresden,
Germany*

(Received February 14, 1994; in final form May 18, 1994)

This paper presents a new approach to *Parallel Computational Geometry* by using networks of *analog* components (referred to as *analog networks* or *analog circuits*). Massively parallel analog circuits with large numbers of processing elements exist in hardware and have proven to be efficient architectures for important problems (e.g. constructing an associative memory). In this paper it is demonstrated how Parallel Computational Geometry problems can be solved by exploiting the features of such analog parallel architectures. Using massively parallel analog circuits requires a radically different approach to geometric problem solving because (1) time is continuous instead of the standard discretized stepwise parallel processing, and (2) geometric data is represented by analog components (e.g. voltages at certain positions of the circuit) instead of the usual digital representation. We present *analog* parallel algorithms for the following geometrical problems: minimum weight triangularization of planar point sets or of polygons with holes, minimum rectangular partitions of rectilinear polygons with holes, finding the smallest ϵ so that two given point sets are ϵ -congruent via translation, and determining for a given line segment set a subset of non-intersecting line segments of maximum total length. The paper also includes experimental results which demonstrate that, in practice, our analog parallel circuits produce high quality outputs.

KEY WORDS: Analog computing, parallel algorithms, computational geometry, neural nets, Hopfield nets.

1. INTRODUCTION

Many geometric problems which require considerable algorithmic effort are solved by humans with surprising speed and ease. Consider, for example, the problems of determining whether two planar point sets are linearly separable, or determining a collision-free motion of an object in the presence of obstacles.

Parallel (as well as sequential) computational geometry has thus far focussed on processing digital data in discrete time steps. *Analog Parallel Computational Geom-*

*Research partially supported by the Natural Sciences and Engineering Research Council of Canada (NSERC).

**Supported by an NSERC Postgraduate Scholarship.

etry, as introduced in this paper, manipulates *analog* geometric data in *continuous time*. The two approaches are radically different and require both different architectures and different problem solving techniques (some answers to the above may lie here, as the brain is believed to use analog data).

As architecture we consider a class of analog circuits known as *Analog Hopfield Nets* [3, 7]. These analog parallel architectures are called artificial *analog neural nets* because they exploit the massively parallel analog local processing and distributed representation properties that are believed to exist in the brain. The analog network (also referred to as *analog circuit*) consists of a large number of extremely simple analog processing elements which are essentially analog amplifiers. These amplifiers (also referred to as *neurons*) are connected via feedback circuits consisting of wires, resistors, and capacitors. A schematic diagram of such an analog circuit is shown in Figure 1 (see Section 2 for more details). Analog Hopfield Nets are not just theoretical models of biological neurons but are also attractive architectures from a practical perspective. They have hardware realizations in VLSI (CCD and NMOS) and fiber optics technologies [15, 17–20]. The architectural simplicity of analog circuits allows to build circuits with very large numbers of neurons. Applications of great practical value include, for example, analog associative memory cells ([19], pp. 58–72). The dynamics of an analog circuit, without the constraints of enforced discrete time steps, can provide for virtually instantaneous outputs even to some hard computational problems; see e.g. [7–9, 19]. The main challenge is to exploit the dynamic behavior of the feedback loops connecting the amplifiers in such a way that the system actually solves the given problem.

The contribution of this paper is to introduce *Analog Parallel Algorithms* to the field of Parallel Computational Geometry by demonstrating how *geometric* problems can be solved by exploiting the architectural features of analog circuits. The analog parallel algorithms developed are completely different from those developed for solving computational geometry problems in standard digital parallel models of computation. In particular, we present analog parallel algorithms for the following geometrical problems: *minimum weight triangulation of planar point sets* or of *polygons with holes*, *minimum rectangular partitions of rectilinear polygons with holes*, finding the smallest ε so that two given point sets are ε -congruent via translation, and determining for a given line segment set a *subset of non-intersecting line segments of maximum total length*. In the standard digital model these problems either have high polynomial time solutions or are conjectured/known to be NP-hard/complete.

The analog methods described in the previous literature are pure heuristics evaluated through experiments only. Circuit constants are determined by experiment, making statements about the correctness of these solutions impossible. For example, Hopfield's solution for the traveling salesman problem [7–9] neither guarantees that the reported tour is optimal nor that it is even valid (and sometimes the circuit does actually report invalid "tours"). In contrast to the previous literature we give, in our circuit analysis, rigorous proofs of the feasibility of the solution. For example, we show that our minimum weight triangulation method always produces a valid tri-

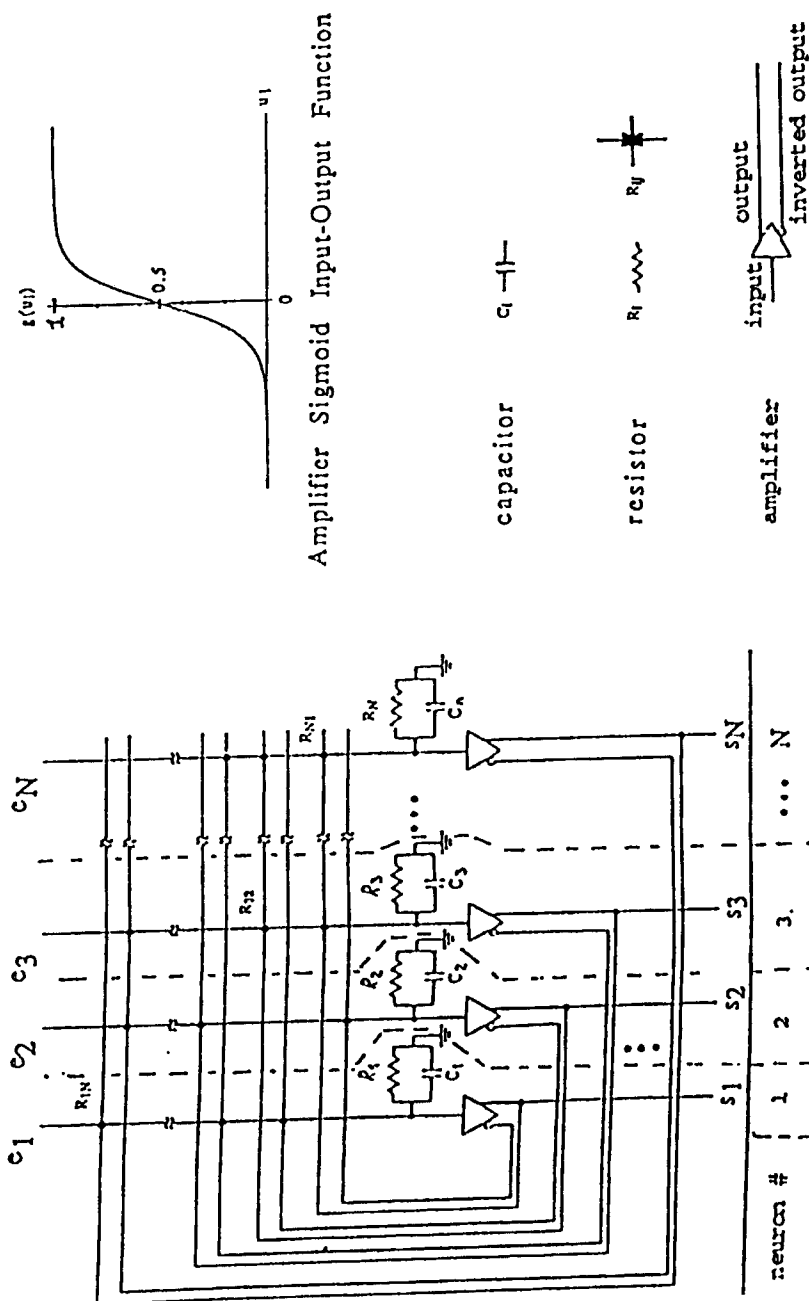


Figure 1 An analog neural circuit with N neurons.

angulation and that the energy of the circuit, which is known to be minimized when the circuit reaches a stable state, is proportional to the total length of the selected edges (plus a fixed constant). We have not found any such circuit analysis in the existing literature describing analog circuits for other problem areas.

Efficient solutions to computationally hard problems are by nature heuristics. The main advantage of analog methods, in contrast to standard digital heuristic methods is that, in certain cases, analog circuits can produce virtually instantaneous results. The disadvantage for the designer is that the algorithm must be expressed within the particular framework of the system of differential equations describing the dynamic behavior of such a circuit. This poses an additional challenge compared to using standard heuristics or optimization techniques.

The remainder of this paper is organized as follows. Next, in Section 2, we give a brief review of Analog Hopfield Nets. In Section 3 we present for the minimum weight triangulation problem a detailed description of the circuit's parameter set (program), analytically derive sufficient conditions on the circuit's parameters to always produce a feasible solution, and prove the correctness of our method. The design and analysis of analog methods for the other geometric problems listed above is outlined in Section 4. We have simulated and tested our analog algorithms on a SPARC workstation and on a Transputer Network. The experimental results, also included in this paper, show that our algorithms produce high-quality outputs.

2. ANALOG HOPFIELD NETS

The following discussion of the *Analog Hopfield Net* [3, 7] refers to the net's circuit diagram given in Figure 1. The subcircuits separated by adjacent dashed lines are called *neurons* (the circuit was originally designed as a simplified electronic model for biological neurons). Each neuron i has an output s_i , an inverted output $-s_i$, and an input line. For each pair (i, j) of neurons, either s_j or $-s_j$ is connected to the input line of neuron i via a resistor of resistance R_{ij} . Define T_{ij} to be $1/R_{ij}$ if s_j is connected to the input line of neuron i and to be $-(1/R_{ij})$ otherwise. All inputs to a neuron i , weighted by the respective inverse resistances T_{ij} , as well as an external input e_i , are added on its input line and create an amplitude referred to as u_i . The neuron's output s_i is the output of an analog amplifier with input u_i . The input/output behavior of the amplifier is described by $s_i = g(u_i)$, where $g(u_i)$ is a strictly monotone increasing sigmoid function as shown in Figure 1. For neuron i , the values e_i , u_i and s_i are referred to as its *bias*, *internal state* and *state*, respectively; T_{ij} is called the *weight* of the connection between neuron j and neuron i .

An analog neural circuit is "programmed" by encoding the problem input into a set of resistance, capacitance, and voltage values for the resistors, capacitors and external input lines, as well as defining the initial internal state of the circuit (in terms of voltage levels at specific internal positions). Starting at this initial state, the internal feed-back loops cause a dynamic change of the system which can be described

by a system of differential equations. Under certain circumstances, the dynamics are such that a final stable state will be reached, which is called the *equilibrium*. The dynamic behavior of the Hopfield Net is described by the following system of differential equations:

$$C_i \dot{u}_i = \sum_{j=1}^n T_{ij} s_j - \frac{u_i}{R_i} + e_i, \quad i = 1, \dots, N. \quad (1)$$

The main challenge is to encode the problem in such a way that the circuit's behavior is predictable and that it actually solves the given problem, i.e. it converges to an equilibrium state which encodes a solution to the problem. The advantage of this approach is that, even with many neurons, the time for an analog circuit to settle into a stable state is often extremely small.

In order to facilitate the analysis of the dynamic behavior of the circuit, the differential equations (1) are normalized to

$$\dot{\mathbf{u}} = -\mathbf{u} + T\mathbf{s} + \mathbf{e} \quad (2)$$

where $\mathbf{u} = (u_1, \dots, u_n)^t$, $\mathbf{s} = (s_1, \dots, s_n)^t$, $0 \leq s_i \leq 1$, $\mathbf{e} = (e_1, \dots, e_n)^t$, T is the $n \times n$ matrix of T_{ij} values, and $s_i = g(u_i)$ for

$$g(u_i) = \frac{1}{2}(\tanh(u_i/\beta) + 1), \quad 0 < \beta < 1; \quad (3)$$

see Figure 1. For the remainder of this paper let $\Delta \geq 19$ be a "large" value for which $\tanh(\Delta) \cong 1$ and, hence, $g(\Delta\beta) \cong 1$. For a symmetric T matrix, $T_{ij} = T_{ji}$, with 0 diagonal elements, $T_{ii} = 0$, it has been shown [7-9] that

$$E(\mathbf{s}) = -\frac{1}{2}\mathbf{s}T\mathbf{s} - \mathbf{e}\mathbf{s} + \sum_i \int_0^{s_i} g^{-1}(s) ds \quad (4)$$

is a Lyapunov function [2] for (2). That is,

$$\dot{E}(\mathbf{s}) \leq 0 \quad \text{for all } \mathbf{s} \quad (5)$$

and the Hopfield Net migrates to a stable state

$$\mathbf{s} \text{ with } \dot{\mathbf{s}} = \mathbf{0}. \quad (6)$$

The function $E(\mathbf{s})$ is equivalent to the circuit's energy when it is in state \mathbf{s} . The state space of all possible states $\mathbf{s} = (s_1, \dots, s_n)^t$ over which the circuit operates is the interior of the n -dimensional (real-valued) hypercube $[0, 1]^n$. The case when the amplifier gain curve $g(u_i)$ is narrow, more precisely when β converges to 0, is called the *high gain limit*. It has been shown in [7, 8, 21] that, in the high gain limit, for non-degenerate T matrices, every stable state \mathbf{s} has the property that

$$E(\mathbf{s}) \text{ is a local minimum} \quad (7)$$

and

$$\mathbf{s} \text{ converges to a corner of the } n\text{-dimensional hypercube.} \quad (8)$$

That is, every s_i converges to either 1 or 0. In the first case, neuron i is called *selected*, otherwise it is called *unselected*.

3. AN ANALOG PARALLEL ALGORITHM FOR MINIMUM WEIGHT TRIANGULATION

Let $S = \{p_1, \dots, p_n\}$ be a planar set of n distinct points p_i in general position. Consider a weight function assigning a positive weight to every possible edge connecting two points of S (in many cases, the weight of an edge is defined as its length). A *minimum weight triangulation* of S is a maximal set of non-intersecting straight-line segments (edges), whose endpoints are in S , such that the total weight of all selected edges is minimized; see e.g. [16]. It is an open problem whether the minimum weight triangulation problem for point sets in the plane is NP-complete [5, 6, 14]. The minimum weight triangulation problem has several applications. Recently it was also shown that the minimum weight triangulation problem for a class of extremely flat convex polygons is dual to the problem of constructing optimal binary search trees with zero key access probabilities [11].

In Section 3.1 we describe the analog parallel algorithm, i.e. the set of circuit parameters, for solving the minimum weight triangulation problem. Our system always converges to an equilibrium state. We prove that every stable state of the circuit corresponds to a triangulation of the given point set. Furthermore, we show that minimizing the weight of the triangulation is equivalent to minimizing the energy of the circuit.

In Section 3.2 we present results of an experimental study illustrating the performance of the circuit.

3.1. Design and Analysis of the Analog Parallel Algorithm

Our analog system, called $TN(S)$, for solving the minimum weight triangulation problem is an analog neural circuit with $N = n(n-1)/2$ neurons, referred to as neurons $1, 2, \dots, N$. Each edge connecting two points of S is assigned to a unique neuron; the edge assigned to neuron i will be referred to as edge e_i .

In an equilibrium state reached by the circuit, an edge e_i is called *selected* if and only if the corresponding neuron i is selected. The set of selected edges is the *output* produced by the circuit. It will be shown that the output of the circuit is always a (valid) triangulation of the point set. We will also prove that minimizing the energy of our circuit is equivalent to maximizing the weight of the triangulation.

In a preprocessing phase we compute the weights, l_i , of all edges e_i , and the maximum weight, l_{\max} . Furthermore, we determine for each pair of edges whether or not they *intersect properly* (i.e. they intersect at a point which is not a vertex). We now present our analog parallel algorithm by defining the circuit's parameters T and \mathbf{e} , and its initial state \mathbf{s} .

Select constants $\beta > 0$, $\gamma > 0$, $r > 0$, $B > 0$, $C_1 > 0$, and $C_2 > 0$ with the following six properties:

$$B \geq (C_1 + \Delta\beta)/(1 - \gamma) \quad (9)$$

$$C_1 > C_2 + 2\Delta\beta \quad (10)$$

$$r \ll 0.5 \quad (11)$$

$$C_2 \gg 1 \quad (12)$$

$$\beta \ll 1 \quad (\beta \rightarrow 0) \quad (13)$$

$$\gamma \ll 1/2 \quad (14)$$

Define the **T-matrix** as follows:

$$T_{ij} = -BX_{ij}(1 - \delta_{ij}) \quad (15)$$

where $\delta_{i,j}$ is the Kronecker symbol and

$$X_{i,j} = \begin{cases} 1 & \text{if the edges } \text{edge}_i \text{ and } \text{edge}_j \text{ intersect properly} \\ 0 & \text{otherwise.} \end{cases} \quad (16)$$

For each neuron i set the **bias** e_i to:

$$e_i = C_1 - C_2 \frac{l_i}{l_{\max}}. \quad (17)$$

The **initial state** of the system is set to:

$$s_i = 0.5 + \text{random} \quad (18)$$

where *random* is a random number with the property:

$$-r \leq \text{random} \leq r. \quad (19)$$

Practical choices of β , γ , r , B , C_1 , and C_2 are discussed in Section 3.3. We now study the dynamic behavior of the circuit $TN(S)$. First, we state the following observation:

OBSERVATION 1

1. T is a symmetric matrix, i.e. $T_{ij} = T_{ji}$ for all $1 \leq i, j \leq N$.
2. $T_{ii} = 0$ for all $1 \leq i \leq N$.

Thus, $TN(S)$ will reach an equilibrium state; see (4) to (6). Since (13) ensures that we operate the circuit in the high gain limit, every equilibrium state has the property that every s_i converges to either 0 or 1, and $E(\mathbf{s})$ is a local minimum; see (7) and (8). The remainder of this section discusses the dynamic behavior of $TN(S)$ with respect to our goal of computing a minimum weight triangulation of S .

Let \mathbf{s} be an equilibrium state, $u_i = g^{-1}(s_i)$ for all i , then from (2) and (6) follows

$$\forall i \quad u_i = \sum_j T_{ij}s_j + e_i. \quad (20)$$

LEMMA 2 *Let edge_i and edge_k be two edges that are selected in an equilibrium state s (for the high gain limit). Then edge_i and edge_k do not intersect properly.*

Proof Assume, by contradiction, that there is a stable state s where two selected edges edge_i and edge_k are intersecting properly, i.e. $X_{ik} = 1$. Since neurons i and j are selected, s_i and s_k converge to 1; hence, $s_i \geq 1 - \gamma$ and $s_k \geq 1 - \gamma$. From (20), together with (9) and (17), we obtain

$$\begin{aligned} u_i &= \sum_j T_{ij}s_j + e_i = -Bs_k - \sum_{j \neq k} B X_{ij}(1 - \delta_{ij})s_j + e_i \\ &\leq -Bs_k + e_i \leq -B(1 - \gamma) + e_i \\ &\leq -(C_1 + \Delta\beta) + \left(C_1 - C_2 \frac{l_i}{l_{\max}} \right) \\ &\leq -\Delta\beta. \end{aligned}$$

Thus, $s_i = g(u_i) \leq g(-\Delta\beta)$, that is, neuron i is unselected; a contradiction. ■

LEMMA 3 *Let s be an equilibrium state (for the high gain limit), and consider an arbitrary edge_i. If all edges (properly) intersecting edge_i are unselected, then edge_i is selected.*

Proof Consider an equilibrium state s and a particular neuron i . Assume that all edges which are intersecting the neuron's edge_i are unselected. Then it follows from (15) that any neuron j is either unselected or has value $T_{ij} = 0$. Thus, for the high gain limit, $\sum_j T_{ij}s_j = 0$. From (20) and (17), we obtain

$$u_i = \sum_j T_{ij}s_j + e_i \geq C_1 - C_2 \frac{l_i}{l_{\max}}.$$

Since $l_i/l_{\max} \leq 1$, it follows from (10) that $u_i \geq C_1 - C_2 \geq \Delta\beta$. Thus, $s_i = g(u_i) \geq g(\Delta\beta)$, which implies that neuron i is selected. ■

LEMMA 4 *Let s be an equilibrium state, then for the high gain limit the energy E converges to $D_1 + D_2 * (\sum_{i \text{ selected}} l_i)$ for some constant D_1 and $D_2 = C_2/l_{\max} > 0$.*

Proof By equation (4) the energy of the circuit is given by:

$$E = -\frac{1}{2} \sum_i \sum_j T_{ij}s_i s_j - \sum_i e_i s_i + \sum_i \int_0^{s_i} g^{-1}(s) ds.$$

From Lemmas 2 and 3 it follows that the first term converges to zero. For the high gain limit, i.e. $\beta \rightarrow 0$, the third term also converges to zero [7]. Hence, for the high gain limit, we obtain from (17)

$$\begin{aligned} E &= -\sum_i e_i s_i = -\sum_i \left(C_1 - C_2 \frac{l_i}{l_{\max}} \right) s_i \\ &= -C_1 \sum_i s_i + \frac{C_2}{l_{\max}} \sum_i l_i s_i. \end{aligned}$$

Since Lemmas 2 and 3 show that the selected set of edges is a maximal set of non-intersecting edges, i.e. a triangulation, it follows that the number of selected edges is $3n - h - 3$, where h is the number of vertices on the convex hull of the given point set. Hence, using (12), we obtain

$$E = D_1 + D_2 \left(\sum_{i \text{ selected}} l_i \right) \quad \text{with} \quad D_1 = -C_1(3n - h - 3) \quad \text{and} \quad D_2 = \frac{C_2}{l_{\max}} > 0. \quad \blacksquare$$

THEOREM 5 *TN(S) will always converge to a stable state. In the high gain limit, a stable state of TN(S) represents a triangulation of the point set S. Minimizing the weight of the reported triangulation is equivalent to minimizing the value of the circuit's energy function.*

Proof Follows from Observation 1 and Lemmas 2–4. ■

Note that, the above correctness proof for our analog neural circuit is “unusual” compared to the previous literature. We have not found any such circuit analysis in the existing literature on analog circuits for other problem areas. The circuits described in the previous literature are pure heuristics evaluated through experiments only; see Section 1.

3.2. Experimental Results

An analog circuit always migrates towards a state that minimizes its energy. An unfortunate property of analog Hopfield Nets (and analog circuits in general) is that the circuit's energy might stabilize in a local minimum which is not necessarily the global minimum. Due to the high dimensionality of the problem, the current literature considers an analytical evaluation infeasible. Thus, it is necessary that the quality of the results produced by a circuit is verified experimentally. For this, we have implemented an Analog Hopfield Net simulator running on a SUN SPARC workstation as well as a parallelized version running on a Transputer Network. The simulator is essentially a numerical integrator for the system of differential equations (2). An additional front-end program converts a point set into an analog circuit according to (9)–(19), and the final stable state of the circuit back into a set of line segments. We selected the following constants: $\Delta = 19$, $\beta = .1$, $\gamma = .01$, $r = .01$, $B = 8600$, $C_1 = 8500$, $C_2 = 8000$. It is easy to see that these constants are consistent with equations (9) to (14). The variable β determines how sharply the sigmoid function rises. It is important to set β small enough to ensure that the circuit operates in the high gain limit. (For all our experiments $\beta = 0.1$ was sufficient. Note that β may not be equal to 0, because then the sigmoid function degenerates to a non-differential function, in which case the circuit may not converge at all.) From Lemma 4 it follows that the energy of the system is proportional to $C_2(\sum_{i \text{ selected}} l_i)$. Hence, C_2 determines the shape of the energy function and should be set to a large value to create steep valleys.

It is instructive to follow the behavior of our analog triangulation algorithm on a particular example as illustrated in Figure 2. Figure 2(a) shows an example point

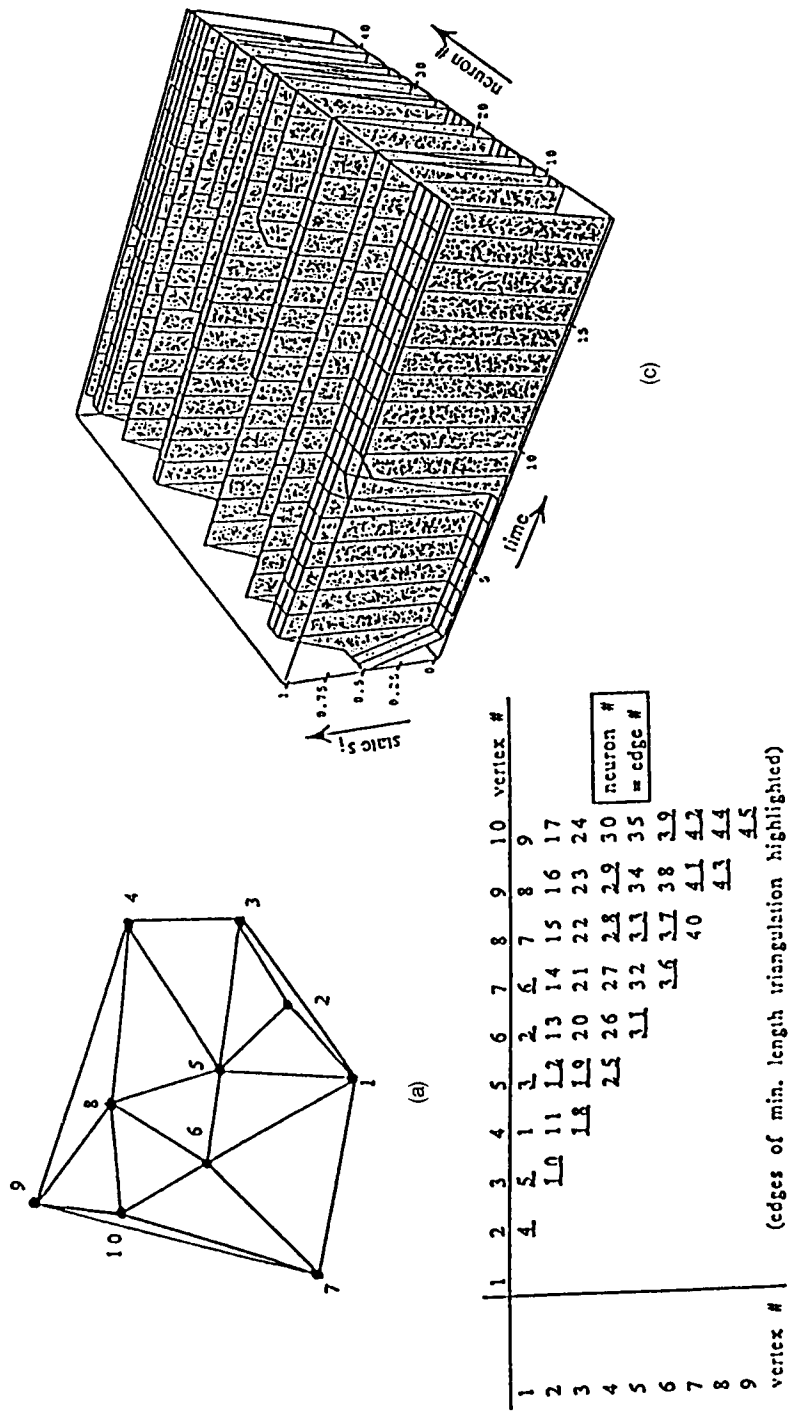


Figure 2 $TN(s)$ converging to a minimum weight triangulation. (a) Point set and its minimum weight triangulation. (b) Assignment of possible edges to neurons. (c) State vector s as a function of time, from its initial state to a final stable state.

set S and its minimum weight triangulation. For our circuit $TN(S)$, a neuron i is associated with every pair of points (i.e. a possible edge of a minimum weight triangulation). The assignment of neuron numbers to vertex pairs is shown in Figure 2(b). The dynamic behavior of $TN(S)$, from its initial state to a final stable state, is shown in Figure 2(c). For every neuron i , the value of s_i is shown as a function of time. All neurons start at a random value for s_i which is close to 0.5, and in the final stable state each neuron has a value s_i close to either 0 or 1. The state s_1 of neuron 1, for example, first drops from around 0.5 to approx. 0, and then in time steps 8 and 10 it rises to a value close to 1. The final states of all neurons represent the minimum length triangulation in Figure 2(a).

Statistical results obtained by executing $TN(S)$ repeatedly on different random point set of size n are shown in Figure 3. We compare the average weight of the triangulation produced by our triangulation circuit (W_{TN}) with the average weight of the actual minimum weight triangulation (W_{OPT}) and, in addition, with the average weight of a random triangulation (W_{RT}). The values shown have a variance of about 9%. The main result of the data displayed in Figure 3 is that, for our tests, the difference between the optimum weight and the weight of the triangulation produced by our circuit is less than 2% (variance $< 2.5\%$). Computing the exact minimum weight W_{OPT} for $n \geq 30$ turned out to be impossible, even with a parallel algorithm running on an Intel iPSC/860 hypercube. The fact that for $n \geq 30$ the W_{TN} value increases only very slowly leads us to conjecture that it will stay very close to the optimum weight. In this context, another interesting observation is that for $n \geq 30$ the weight produced by our circuit is more than 50% better than a random triangulation, with steadily increasing difference.

4. ANALOG PARALLEL ALGORITHMS FOR OTHER GEOMETRIC PROBLEMS

In this section, we outline the design of analog parallel algorithms for the other geometric problems listed in Section 1. We only give brief expositions of our results. For more details see [4].

The analog parallel algorithm described in Section 3 can be modified to compute a *minimum weight triangulation for a simple polygon P with holes*. The holes may be polygonal or simply points. To our knowledge, no polynomial time algorithm is known for this problem. (This is in contrast to the case of polygons without holes for which a polynomial time algorithm exists [10].) Consider the set S of vertices of P and use the analog algorithm (for S) described in Section 3 with the following two modifications: Change equation (15) to $T_{ij} = -BX_{ij}Y_{ij}(1 - \delta_{ij})$ where $Y_{ij} = 0$ if at least one of the edges represented by neurons i or j is a boundary edge of P , or lies (partially) outside P , and $Y_{ij} = 1$ otherwise. For the initial state, set $s_i = 0$ for all neurons i corresponding to an edge that lies (partially) outside P , and use (18)–(19) to set the initial state of all other neurons. It follows analogously to the analysis given in Section 3 that such a circuit produces a triangulation where all boundary edges of P are selected and all edges outside P are unselected. The energy of the circuit is proportional to the total weight of the selected edges (plus some constant).

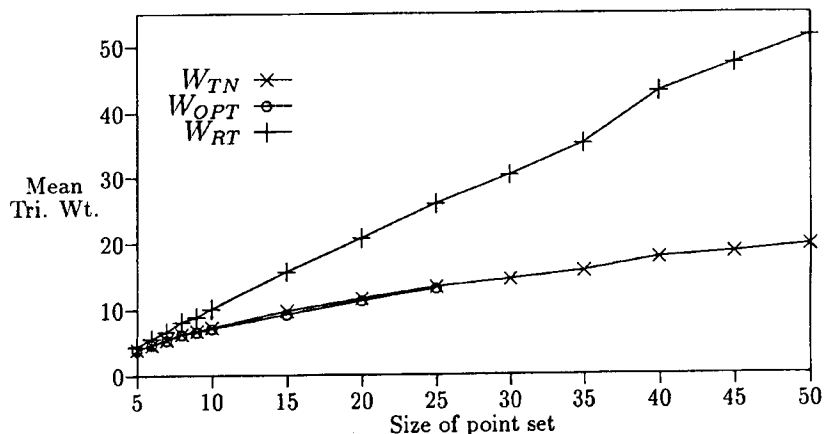


Figure 3 The analog triangulation algorithm's output compared to the optimum and to random triangulations: Average weight of the triangulation produced by our analog method (W_{TN}), average weight of the minimum weight triangulation (W_{OPT}), and average weight of a random triangulation (W_{RT}).

Minimum rectangular partition of a rectilinear polygon with holes: Consider the problem of partitioning a rectilinear polygon into non-overlapping rectangles using the minimum amount of "ink". More precisely, let P be a rectilinear polygon with holes (rectilinear or point holes). We wish to partition P into rectangles whose interiors are non-intersecting so that the total length of all edges inserted for the partitioning is a minimum. If a given rectilinear polygon is hole-free then polynomial time algorithms exist; but even when point holes are inserted the problem is NP-complete [13]. It is interesting to observe that minimizing the number of rectangles is different from minimizing the total edge length [12].

Next, we describe an analog parallel algorithm for determining a minimum length rectangular partition of a rectilinear polygon with holes. The input to the problem is the description of the polygon P (with its holes) with a total number of vertices equal to n . The output is a set of rectangles which represent a rectangular partition of P . Consider the *grid* induced by P and defined as all horizontal and vertical line segments inside P connecting one vertex of P to the boundary of P . A *grid-point* is the intersection point of a horizontal and vertical line segment of the grid, or of a horizontal (vertical) line segment and the boundary of P . The grid has at most $O(n^2)$ vertices. Each solution rectangle has its vertices on the grid. Thus there are at most $O(n^4)$ possible rectangles. Some rectangles may lie (partially) outside P and will be discarded; all other rectangles are termed *candidate rectangles*. The task of determining whether a rectangle is a candidate rectangle or not is trivial. Furthermore, in a preprocessing phase, we determine for each pair of rectangles whether or not they intersect. The circuit consists of $N = O(n^4)$ neurons. Each neuron is assigned one of the possible candidate rectangles. Select constants $\beta > 0$, $\gamma > 0$, $r > 0$, $B > 0$, $C_1 > 0$, and $C_2 > 0$ subject to (9)–(14). Set $T_{ij} = -BZ_{ij}(1 - \delta_{ij})$ where $Z_{ij} = 1$ if the two candidate rectangles associated with neurons i and j intersect,

and $Z_{ij} = 0$ otherwise. The bias is set to $e_i = C_1 - C_2(o_i/o_{\max})$ where o_i refers to the circumference of the rectangle associated with neurons i , and $o_{\max} = \max_i\{o_i\}$. The initial state is set as defined in (18) and (19). It is easy to see that this circuit has properties analogous to the ones described in Observation 1, Lemmas 2–4, and Theorem 5. Thus, a valid partitioning is selected, and the energy of the circuit is proportional to the total length of the inserted edges (plus some constant).

Maximum length subset of non-intersecting line segments: Consider the problem of selecting from a given set S of n line segments a subset S' of non-intersecting line segments such that the total length of the selected line segments is maximized. A straightforward adaptation of the method presented in Section 3, solves this problem as well.

Approximate congruence of point sets: Consider the problem of determining whether two sets of points in d -dimensional Euclidean space are congruent via the geometric transformation of translation. From a practical point of view the problem of deciding exact congruence is not very realistic and is furthermore numerically ill-conditioned. Thus the notion of approximate congruence has been introduced [1]: Given two point sets A and B , find the smallest ε , and a one-to-one mapping $f : B \rightarrow A$ (called *labelling*), such that there exist a translation which moves every $\mathbf{b} \in B$ into the ε -neighborhood of its assigned point $f(\mathbf{b}) \in A$. The current sequential time bounds for $d = 2$ are $O(n^6 \log n)$ for the general problem, $O(n)$ when the labelling is known, and $O(n^6)$ when ε is known [1]. The following describes an analog parallel algorithm for the general problem and arbitrary d . The circuit consists of $N = n^2$ neurons, where each neuron i is associated with a pair $(\mathbf{a}_i, \mathbf{b}_i)$ with $\mathbf{a}_i \in A$ and $\mathbf{b}_i \in B$. Select constants $\beta > 0$, $e > 0$, $A > 0$, and $B > 0$ such that $A = 2(e + \Delta\beta)$ and $e = 2n\Delta\beta + nB$. Set every bias $e_i = e$ and the initial state as in (18) and (19), and define the T -matrix as

$$T_{ij} = -(1 - d_{ij})(A \text{ share}_{ij} + B \text{ value}_{ij}), \quad \text{with}$$

$$\text{value}_{ij} = \frac{|(\mathbf{a}_i - \mathbf{b}_i) - (\mathbf{a}_j - \mathbf{b}_j)|}{\max_{kl}\{|(\mathbf{a}_k - \mathbf{b}_l) - (\mathbf{a}_k - \mathbf{b}_l)|\}}$$

and $\text{share}_{ij} = 1$ if $a_i = a_j$ or $b_i = b_j$, otherwise $\text{share}_{ij} = 0$. We can show (see [4] for details) that in the high-gain limit, the circuit creates a one-to-one mapping between A and B and that the energy approximates the smallest ε for a translation induced by that mapping (with some additive and pos. multiplicative constants).

As a final note, we outline another interesting solution, which does however use a more powerful analog circuit model because it includes time variant biases. The circuit consists again of $N = n^2$ neurons, where each neuron i is associated with a pair $(\mathbf{a}_i, \mathbf{b}_i)$. The T -matrix is defined as $T_{ij} = -A(\delta_{a_i a_j}(1 - \delta_{b_i b_j}) + \delta_{b_i b_j}(1 - \delta_{a_i a_j})) - B\delta_{a_i a_j}\delta_{b_i b_j}$ with a time variant bias $e_i(\mathbf{c}) = \bar{e} - D((d_i/d_{\max})$ where $d_i = |\mathbf{a}_i - \mathbf{b}_i + \mathbf{c}|^2$ and $d_{\max} = \max_k\{|\mathbf{a}_k - \mathbf{b}_k + \mathbf{c}|^2\}$ for a time variant vector \mathbf{c} . The dynamics of \mathbf{c} are described by $\dot{\mathbf{c}} = -2a \sum_i [s_i (d_i/d_{\max})(\mathbf{a}_i - \mathbf{b}_i + \mathbf{c})]$ with $\mathbf{c} = \mathbf{0}$ in the initial state. The neurons' states s_i are initialized according to (18) and (19).

5. ACKNOWLEDGMENTS

The authors would like to thank Michel Gastaldo for helping with the implementation of preliminary versions of the Hopfield Net simulator. We also thank Daryl Graf for helpful discussions.

References

- [1] H. Alt, K. Mehlhorn, H. Wagner, and E. Welzl, Congruence, similarity, and symmetries of geometric object, *Discrete and Computational Geometry* 3, 3 (1988), 237–256.
- [2] N. Chetaev, *The Stability of Motion*. Pergamon Press, New York, 1961.
- [3] M. Cohen and S. Grossberg, Absolute stability of global pattern formation and parallel memory storage by competitive neural networks, *IEEE Transactions on Systems, Man, and Cybernetics* 13 (1983), 815–825.
- [4] F. Dehne, B. Flach, J.-R. Sack, and N. Valiveti, Analog parallel algorithms for computational geometry. Tech. Report, School of Computer Science, Carleton University, Ottawa, Canada K1S 5B6, 1993.
- [5] M. R. Garey and D. S. Johnson, *Computers and Intractability: A Guide to the Theory of NP-Completeness*. W. H. Freeman and Company, San Francisco, 1979.
- [6] M. R. Garey and D. S. Johnson, Private communication, November 1991.
- [7] J. Hopfield, Neurons with graded response have collective computational properties like those of two-state neurons, *Proc. of the National Academy of Sciences* 81 (1984), 2554–2558.
- [8] J. Hopfield and D. Tank, Neural computation of decisions in optimization problems, *Biological Cybernetics* 52 (1985), 141–152.
- [9] J. Hopfield and D. Tank, Computing with neural circuits: A model, *Science* 233 (1986), 624–633.
- [10] G. T. Klincsek, Minimal triangulations of polygonal domain, *Ann. Discrete Math.* 9 (1980), 121–123.
- [11] C. Levkopoulos, A. Lingas, and J.-R. Sack, Nearly optimal heuristics for binary search trees with geometric generalizations, *Theoretical Computer Science* 66, 2 (1989), 181–203.
- [12] A. Lingas, The power of non-rectilinear holes. In *Proc. 9th Int. Colloq. on Automata, Languages and Programming*, 1982, Springer Verlag, Lecture Notes in Computer Science, Vol. 140.
- [13] A. Lingas, R. Y. Pinter, R. L. Rivest, and A. Shamir, Minimum edge length partitioning of rectilinear polygons. In *Proc. 20th Annual Allerton Conf. on Comm., Control, and Computing* (1982), 53–63.
- [14] E. L. Lloyd, On triangulations of a set of points in the plane. In *Proc. 18th IEEE Conference on Foundations of Computer Science* (1977), 228–240.
- [15] C. Mead, *Analog VLSI and Neural Systems*. Addison-Wesley, Reading, MA, 1989.
- [16] F. P. Preparata and M. I. Shamos, *Computational Geometry: An Introduction*. Springer Verlag, New York, Berlin, Heidelberg, Tokyo, 1985.
- [17] J. Sage, Artificial neural system implementations using CCD and NMOS technologies. In *Proc. Workshop on Artificial Neural Systems*, Jet Propulsion Laboratory (1987), 72–84.
- [18] J. Sage, K. Thompson, and R. Withers, An artificial neural network integrated circuit based on NMOS/CCD principles. In *Proc. AIP Conference: Neural Networks for Computing*, No. 151, New York, 1986 (J. Denker, ed.), American Institute of Physics, 381–385.
- [19] P. K. Simpson, *Artificial Neural Systems: Foundations, Paradigms, Applications, and Implementations*, Pergamon Press, 1990.
- [20] M. Sivilotti, M. Emerling, and C. Mead, VLSI architectures for implementation of neural networks. In *Proc. AIP Conference: Neural Networks for Computing*, No. 151, New York, 1986 (J. Denker, ed.), American Institute of Physics, 408–413.
- [21] D. Tank and J. Hopfield, Simple “neural” optimization networks: An A/D converter, signal decision circuit, and a linear programming circuit, *IEEE Transactions on Circuits and Systems* 33 (1986), 533–541.