

# Locality-Sensitive Hashing

---

Anil Maheshwari

[anil@scs.carleton.ca](mailto:anil@scs.carleton.ca)  
School of Computer Science  
Carleton University  
Canada

Introduction

Similarity of Documents

LSH

Metric Spaces

Sensitive Function Family

AND-OR Family

Fingerprints

References

## Introduction

---

How to find efficiently

1. Similar documents among a collection of documents
2. Similar web-pages among web-pages
3. Similar fingerprints among a database of fingerprints
4. Similar sets among a collection of sets
5. Similar images from a database of images
6. Similar vectors in higher dimensions.

## Similarity of Documents

---

# Similarity of Documents

## Problem Definition

**Input:** A collection of web-pages.

**Output:** Report near duplicate web-pages.

## k-shingles

Any substring of  $k$  words that appears in the document.

Text Document = “What is the likely date that the regular classes may resume in Ontario”

2–shingles: What is, is the, the likely, . . . , in Ontario

3–shingles: What is the, is the likely, . . . , resume in Ontario

In practice: 9–shingles for English Text and 5–shingles for e-mails

# Similarity between sets

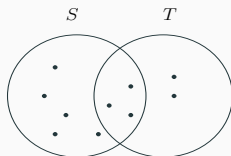
## Text Document $D \rightarrow$ Set $S$

1. Form all the  $k$ -shingles of  $D$
2.  $S$  is the collection of all  $k$ -shingles of  $D$

## Jaccard Similarity

For a pair of sets  $S$  and  $T$ , the Jaccard Similarity is defined as

$$\text{SIM}(S, T) = \frac{|S \cap T|}{|S \cup T|}$$



**Figure 1:**  $|S| = 8, |T| = 5, |S \cup T| = 9, |S \cap T| = 3, \text{SIM}(S, T) = \frac{|S \cap T|}{|S \cup T|} = \frac{3}{9} = \frac{1}{3}$

## Problem: Find Similar Sets

### New Problem

Given a constant  $0 \leq s \leq 1$  and a collection of sets  $\mathcal{S}$ , find the pairs of sets in  $\mathcal{S}$  with Jaccard similarity  $\geq s$

$$U = \{\text{Cruise, Ski, Resorts, Safari, Stay@Home}\}$$

$$S_1 = \{\text{Cruise, Safari}\} \quad S_3 = \{\text{Ski, Safari, Stay@Home}\}$$

$$S_2 = \{\text{Resorts}\} \quad S_4 = \{\text{Cruise, Resorts, Safari}\}$$

Problem: Given  $\mathcal{S} = \{S_1, S_2, S_3, S_4\}$  and  $s = \frac{1}{2}$ , report all pairs that are  $s$ -similar.

$$\text{SIM}(S_1, S_2) = \frac{0}{3} = 0 \quad \text{SIM}(S_2, S_3) = \frac{0}{4} = 0$$

$$\text{SIM}(S_1, S_3) = \frac{1}{4} \quad \text{SIM}(S_2, S_4) = \frac{1}{3}$$

$$\text{SIM}(S_1, S_4) = \frac{2}{3} \quad \text{SIM}(S_3, S_4) = \frac{1}{5}$$



## Characteristic Matrix Representation of Sets

$U = \{\text{Cruise, Ski, Resorts, Safari, Stay@Home}\}$

$\mathcal{S} = \{S_1, S_2, S_3, S_4\}$ , where each  $S_i \subseteq U$

e.g.  $S_1 = \{\text{Cruise, Safari}\}$  and  $S_2 = \{\text{Resorts}\}$

Characteristic matrix for  $\mathcal{S}$ :

	$S_1$	$S_2$	$S_3$	$S_4$
Cruise	1	0	0	1
Ski	0	0	1	0
Resorts	0	1	0	1
Safari	1	0	1	1
Stay@Home	0	0	1	0

# MinHash Signatures via Random Permutation

**Permute Rows** of characteristic matrix -  $\pi : 01234 \rightarrow 40312$

		$S_1$	$S_2$	$S_3$	$S_4$			$S_1$	$S_2$	$S_3$	$S_4$
0	Cruise	1	0	0	1	0(1)	Ski	0	0	1	0
1	Ski	0	0	1	0	1(3)	Safari	1	0	1	1
2	Resorts	0	1	0	1	2(4)	Stay@Home	0	0	1	0
3	Safari	1	0	1	1	3(2)	Resorts	0	1	0	1
4	Stay@Home	0	0	1	0	4(0)	Cruise	1	0	0	1

**Minhash Signatures** for a set  $S_i$  w.r.t.  $\pi$  is the **row-number** of first non-zero element in the column corresponding to  $S_i$

$$h(S_1) = 1$$

$$h(S_2) = 3$$

$$h(S_3) = 0$$

$$h(S_4) = 1$$

## Lemma

For any two sets  $S_i$  and  $S_j$  in a collection of sets  $\mathcal{S}$  where the elements are drawn from the universe  $U$ , the probability that the minhash value  $h(S_i)$  equals  $h(S_j)$  is equal to the Jaccard similarity of  $S_i$  and  $S_j$ , i.e.,

$$\Pr[h(S_i) = h(S_j)] = \text{SIM}(S_i, S_j) = \frac{|S_i \cap S_j|}{|S_i \cup S_j|}.$$

		$S_1$	$S_2$	$S_3$	$S_4$
0	Ski	0	0	1	0
1	Safari	1	0	1	1
2	Stay@Home	0	0	1	0
3	Resorts	0	1	0	1
4	Cruise	1	0	0	1

$$\Pr[h(S_1) = h(S_4)] = \text{SIM}(S_1, S_4) = \frac{|S_1 \cap S_4|}{|S_1 \cup S_4|} = \frac{2}{3}$$

## Proof of Key Observation

Consider the rows corresponding to the columns of  $S_i$  and  $S_j$ .

Let  $x$  = Number of rows where both the columns have a 1.

Let  $y$  = Number of rows where exactly one of the columns has a 1.

$S_1$	$S_4$		
0	0		
1	1	→	$x$
0	0		
0	1	→	$y$
1	1	→	$x$

Observe that  $|S_i \cap S_j| = x$  and  $|S_i \cup S_j| = x + y$ .

Note that the rows where both the columns have 0's can't be the minHash signature of  $S_i$  or  $S_j$ .

Probability that  $h(S_i) = h(S_j)$  is same as that the row corresponding to  $x$  is the 'first one' as compared to the rows corresponding to  $y$ .

Thus,  $Pr[h(S_i) = h(S_j)] = \frac{x}{x+y} = \frac{|S_i \cap S_j|}{|S_i \cup S_j|} = \text{SIM}(S_i, S_j)$



## MinHashSignature Matrix

MinHash Signature matrix for  $|\mathcal{S}| = 11$  sets with 12 hash functions

$S_1$	$S_2$	$S_3$	$S_4$	$S_5$	$S_6$	$S_7$	$S_8$	$S_9$	$S_{10}$	$S_{11}$
2	2	1	0	0	1	3	2	5	0	3
1	3	2	0	2	2	1	4	2	1	2
3	0	3	0	4	3	2	0	0	4	2
0	4	3	1	5	3	3	2	3	5	4
2	1	1	0	4	1	2	1	4	2	5
4	2	1	0	5	2	3	2	3	5	4
2	4	3	0	5	3	3	4	4	5	3
0	2	4	1	3	4	3	2	2	2	4
0	2	1	0	5	1	1	1	1	5	1
0	5	1	0	2	1	3	2	1	5	4
1	3	1	0	5	2	3	3	6	3	2
0	5	2	1	5	1	2	2	6	5	4

**LSH**

---

## LSH for MinHash

Partitioning of a signature matrix into  $b = 4$  bands of  $r = 3$  rows each.

Band	$S_1$	$S_2$	$S_3$	$S_4$	$S_5$	$S_6$	$S_7$	$S_8$	$S_9$	$S_{10}$	$S_{11}$
I	2	2	1	0	0	1	3	2	5	0	3
	1	3	2	0	2	2	1	4	2	1	2
	3	0	3	0	4	3	2	0	0	4	2
II	0	4	3	1	5	3	3	2	3	5	4
	2	1	1	0	4	1	2	1	4	2	5
	4	2	1	0	5	2	3	2	3	5	4
III	2	4	3	0	5	3	3	4	4	5	3
	0	2	4	1	3	4	3	2	2	2	4
	0	2	1	0	5	1	1	1	1	5	1
IV	0	5	1	0	2	1	3	2	1	5	4
	1	3	1	0	5	2	3	3	6	3	2
	0	5	2	1	5	1	2	2	6	5	4

Band 3:  $\{S_3, S_6, S_{11}\}$  are hashed into the same bucket, and so are  $\{S_8, S_9\}$

# Probability of finding similar sets

## Lemma

Let  $s > 0$  be the Jaccard similarity of two sets. The probability that the minHash signature matrix agrees in all the rows of at least one of the bands for these two sets is  $f(s) = 1 - (1 - s^r)^b$ .

Band	$S_1$	$S_2$	$S_3$	$S_4$	$S_5$	$S_6$	$S_7$	$S_8$	$S_9$	$S_{10}$	$S_{11}$
I	2	2	1	0	0	1	3	2	5	0	3
	1	3	2	0	2	2	1	4	2	1	2
	3	0	3	0	4	3	2	0	0	4	2
II	0	4	3	1	5	3	3	2	3	5	4
	2	1	1	0	4	1	2	1	4	2	5
	4	2	1	0	5	2	3	2	3	5	4
III	2	4	3	0	5	3	3	4	4	5	3
	0	2	4	1	3	4	3	2	2	2	4
	0	2	1	0	5	1	1	1	1	5	1
IV	0	5	1	0	2	1	3	2	1	5	4
	1	3	1	0	5	2	3	3	6	3	2
	0	5	2	1	5	1	2	2	6	5	4



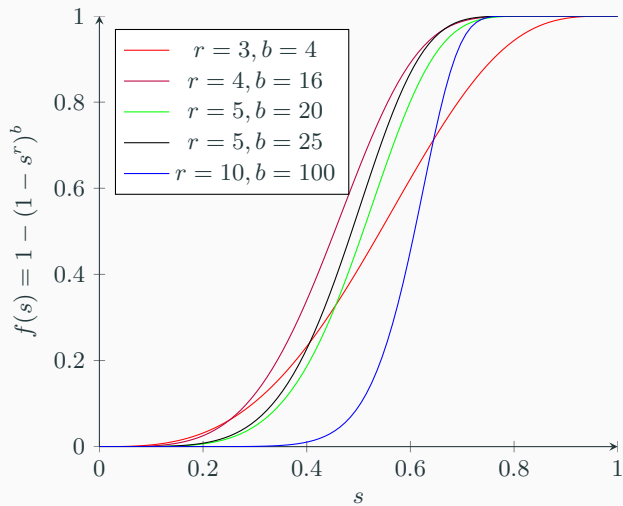
**Claim:** Pr(signatures agree in all rows of  $\geq 1$  bands for  $S_i$  and  $S_j$  with Jaccard Similarity  $s$ ) =  $f(s) = 1 - (1 - s^r)^b$ . Answer the following:

1. Probability that the signature agrees in a row
2. Probability that the signature agrees in all rows of a band
3. Probability that the signature doesn't agree in at least one of the rows of a band
4. Probability that the signature doesn't agree in any of the bands
5. Probability that the signature agrees in at least one of the bands

# Understanding $f(s)$

$f(s) = 1 - (1 - s^r)^b$  for different values of  $s$ ,  $b$ , and  $r$ :

$(b, r)$ $f(s) = 1 - (1 - s^r)^b \searrow$	(4, 3)	(16, 4)	(20, 5)	(25, 5)	(100, 10)
$s = 0.2$	0.0316	0.0252	0.0063	0.0079	0.0000
$s = 0.4$	0.2324	0.3396	0.1860	0.2268	0.0104
$s = 0.5$	0.4138	0.6439	0.4700	0.5478	0.0930
$s = 0.6$	0.6221	0.8914	0.8019	0.8678	0.4547
$s = 0.8$	0.9432	0.9997	0.9996	0.9999	0.9999
$s = 1.0$	1.0	1.0	1.0	1.0	1.0
Threshold $t = (\frac{1}{b})^{(\frac{1}{r})}$	0.6299	0.5	0.5492	0.5253	0.6309



## Comments on $S$ -Curve

1. For what values of  $s$ ,  $f''(s) = 0$ ?

$$s = \left(\frac{r-1}{br-1}\right)^{\frac{1}{r}}$$

2. For values of  $br \gg 1$ ,  $s \approx \left(\frac{1}{b}\right)^{\frac{1}{r}}$

3. Steepest slope occurs at  $s \approx (1/b)^{(1/r)}$

4. If the Jaccard similarity  $s$  of the two sets is above the threshold  $t = \left(\frac{1}{b}\right)^{\frac{1}{r}}$ , the probability that they will be found potentially similar is very high.

5. Consider the entries in the row corresponding to  $s = 0.8$  in the table and observe that most of the values for  $f(s = 0.8) \rightarrow 1$  as  $s > t$ .

## Computational Summary

- **Input:** Collection of  $m$  text documents of size  $\mathcal{D}$
- $k$ -shingles: Size =  $k\mathcal{D}$
- Characteristic matrix of size  $|U| \times m$ , where  $U$  is the universe of all possible  $k$ -shingles
- Signature matrix of size  $n \times m$  using  $n$ -permutations
- $\lceil \frac{n}{r} \rceil$  bands each consisting of  $r$  rows
- Hash maps from bands to buckets
- Output: All pairs of documents that are in the same bucket corresponding to a band
- Check whether the pairs correspond to similar documents!
- With the right choice of threshold  
Pr(the pair is similar)  $\rightarrow 1$

## What makes LSH works?

How can we apply for other 'similarity' problems?

How can we apply for 'nearest neighbor' problems?

## Metric Spaces

---

Consider a finite set  $X$ . A *metric* or *distance measure*  $d$  on  $X$  is a function  $d : X \times X \rightarrow [0, \infty)$  satisfying the following properties. For all elements  $u, v, w \in X$ :

1. **Non-negativity:**  $d(u, v) \geq 0$ .
2. **Symmetric:**  $d(u, v) = d(v, u)$ .
3. **Identity:**  $d(u, v) = 0$  if and only if  $u = v$ .
4. **Triangle Inequality:**  $d(u, v) + d(v, w) \geq d(u, w)$ .

Examples: Euclidean distance among set of  $n$ -points in plane.



# Euclidean Distance

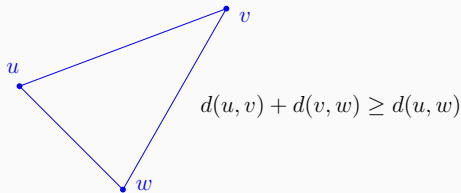
Let  $X$  = Set of  $n$ -points in plane.

Euclidean distance between any two points  $p_i = (x_i, y_i)$  and  $p_j = (x_j, y_j)$  is  $d(p_i, p_j) = \sqrt{(x_i - x_j)^2 + (y_i - y_j)^2}$ .

## Euclidean Distance Metric

$X$  with the Euclidean distance measure satisfies the metric properties.

1. Non-negativity:  $d(u, v) \geq 0$ .
2. Symmetric:  $d(u, v) = d(v, u)$ .
3. Identity:  $d(u, v) = 0$  if and only if  $u = v$ .
4. Triangle Inequality:  $d(u, v) + d(v, w) \geq d(u, w)$ .



# Hamming Distance Metric

$X$  = Set of  $d$ -dimensional Boolean vectors.

*Hamming distance*  $\text{HAM}(u, v)$  = Number of coordinates in which two vectors  $u, v \in X$  differ.

An Example: 

$u =$	1	0	0	1	1	0	1	1
$v =$	1	1	0	0	1	1	1	1

 $\text{HAM}(u, v) = 3$

## Hamming Distance Metric

Hamming distance is a metric over the  $d$ -dimensional vectors.

1. Non-negativity:  $\text{HAM}(u, v) \geq 0$ .
2. Symmetric:  $\text{HAM}(u, v) = \text{HAM}(v, u)$ .
3. Identity:  $\text{HAM}(u, v) = 0$  if and only if  $u = v$ .
4. Triangle Inequality:  $\text{HAM}(u, v) + \text{HAM}(v, w) \geq \text{HAM}(u, w)$ .

## Jaccard Distance Metric

$\mathcal{S}$  = A collection of sets.

Jaccard Similarity doesn't satisfy metric properties, e.g.  $\text{SIM}(S, S) = 1$ .

Define Jaccard Distance between two sets  $S_i, S_j \in \mathcal{S}$  as

$$\text{JD}(S_i, S_j) = 1 - \text{SIM}(S_i, S_j).$$

### Jaccard Distance Metric

Set  $\mathcal{S}$  with the Jaccard distance measure satisfies the metric properties.

1. Non-negativity:  $\text{JD}(S_i, S_j) \geq 0$ .
2. Symmetric:  $\text{JD}(S_i, S_j) = \text{JD}(S_j, S_i)$ .
3. Identity:  $\text{JD}(S_i, S_j) = 0$  if and only if  $S_i = S_j$ .
4. Triangle Inequality:  $\text{JD}(S_i, S_j) + \text{JD}(S_j, S_k) \geq \text{JD}(S_i, S_k)$ .

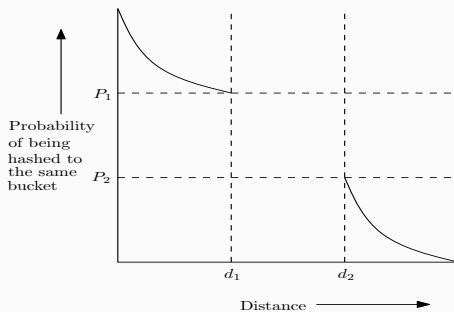
## **Sensitive Function Family**

---

## Sensitive Family of Functions

Let  $d$  be a distance measure and let  $d_1 < d_2$  be two distances. Let  $0 \leq p_2 < p_1 \leq 1$ . A family of functions  $\mathcal{F}$  is said to be  $(d_1, d_2, p_1, p_2)$ -sensitive if for every  $f \in \mathcal{F}$  the following two conditions hold;

1. If  $d(x, y) \leq d_1$  then  $Pr[f(x) = f(y)] \geq p_1$ .
2. If  $d(x, y) \geq d_2$  then  $Pr[f(x) = f(y)] \leq p_2$ .



## Family of MinHash Signatures

Consider the Jaccard distance measure for finding similar sets in a collection of sets  $\mathcal{S}$ .

### Min-Hash Signature Family

Let  $0 \leq d_1 < d_2 \leq 1$ . The family of minhash-signatures is  $(d_1, d_2, p_1 = 1 - d_1, p_2 = 1 - d_2)$ -sensitive.

**Proof:** Suppose that the Jaccard similarity between two sets is at least  $s$ . Then their Jaccard distance is at most  $d_1 = 1 - s$ . The probability that they will be hashed to the same bucket by minhash signatures is  $\geq p_1 = s = 1 - d_1$ .

Now suppose that the Jaccard similarity is at most  $s'$ . Then their Jaccard distance is at least  $d_2 = 1 - s'$ . The probability that the minhash signatures map them to the same bucket is at most  $p_2 = s' = 1 - d_2$ .

□

# LSH Family for Hamming Distance

Consider two  $d$ -dimensional Boolean vectors  $u$  and  $v$ .

$\text{HAM}(u, v)$  = Number of coordinates in which  $u$  and  $v$  differ

Let  $f_i(x) = i$ -th coordinate of  $u$ .

For a randomly chosen index  $i$ ,  $\Pr[f_i(u) = f_i(v)] = 1 - \frac{\text{HAM}(u, v)}{d}$

Example:

$u =$	1	0	0	1	1	0	1	1
$v =$	1	1	0	0	1	1	1	1

$$\Pr[f_i(u) = f_i(v)] = 1 - \frac{\text{HAM}(u, v)}{d} = 1 - \frac{3}{8} = \frac{5}{8}$$

## Sensitive-family for Hamming distance

For any  $d_1 < d_2$ ,  $\mathcal{F} = \{f_1, f_2, \dots, f_d\}$  is a  $(d_1, d_2, 1 - d_1/d, 1 - d_2/d)$ -sensitive family of functions.

**Proof:** Let  $p_1 = 1 - d_1/d$  and  $p_2 = 1 - d_2/d$ .

A family of functions  $\mathcal{F}$  is said to be  $(d_1, d_2, p_1, p_2)$ -sensitive if for every  $f_i \in \mathcal{F}$  the following two conditions hold:

1. If  $\text{HAM}(u, v) \leq d_1$  then  $\Pr[f_i(u) = f_i(v)] \geq p_1$
2. If  $\text{HAM}(u, v) \geq d_2$  then  $\Pr[f_i(u) = f_i(v)] \leq p_2$

## LSH Family for Near Neighbors in 2D

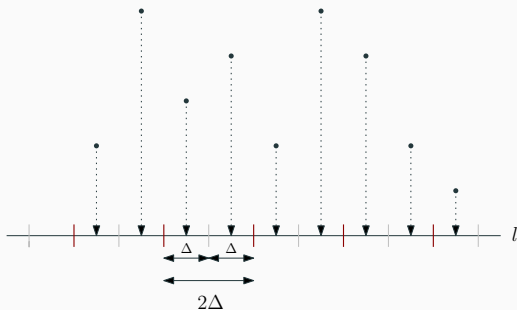
$P$  = Set of points in 2D and  $\Delta > 0$  a parameter.

Define hash function  $f_l$  by a line  $l$  with random orientation as follows:

Partition  $l$  into intervals of equal size  $2\Delta$ .

Orthogonally project all points of  $P$  on  $l$ .

Let  $f_l(x)$  be the interval in which  $x \in P$  projects to.





## Sensitive Family via Projection on a Random Line

The family of hash functions with respect to the projection on a random line with intervals of size  $2\Delta$  is a  $(\Delta, 4\Delta, 1/2, 1/3)$ -sensitive family.

**Proof:** Assume  $l$  is horizontal.

We first show that if  $d(x, y) \leq \Delta$ , then  $\Pr[f_l(x) = f_l(y)] \geq 1/2$ .

Let  $m$  be the mid-point of the interval  $f_l(x)$ .

In  $f_l(x)$ , with probability  $1/2$  the projection of  $x$  lies to the left of  $m$  and with probability  $1/2$ , the projection of  $y$  lies to the right of projection of  $x$ .

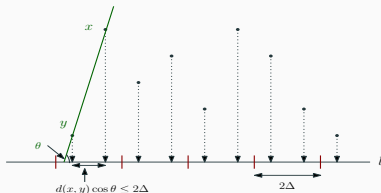
$\implies$  projection of  $y$  lies in  $f_l(x)$  (i.e.,  $f_l(x) = f_l(y)$ ) as  $d(x, y) \leq \Delta$ .

Thus with probability  $1/4$ , projections of  $x$  and  $y$  lie in  $f_l(x)$  where the projection of  $x$  is to the left of  $m$  and the projection of  $y$  is to the right of the projection of  $x$ .

Same reasoning holds when  $f_l(x)$  is to the right of  $m$  and the projection of  $y$  is to the left of the projection of  $x$ .

Since the above two cases are mutually exclusive,  $\Pr[f_l(x) = f_l(y)] \geq 1/2$ .

Now consider the case when  $d(x, y) > 4\Delta$ .



We want to show that  $Pr[f_l(x) = f_l(y)] \leq 1/3$ .

Let  $\theta$  be the angle of the line passing through  $x$  and  $y$  with respect to  $l$ .

For the projections of  $x$  and  $y$  to fall in the same interval, we will need that  $d(x, y) \cos \theta \leq 2\Delta$ .

For this to happen  $\cos \theta \leq 1/2$ , or the angle the line  $xy$  forms with the horizontal needs to be between  $60^\circ$  and  $90^\circ$ .

This has at most 1/3-rd chance.

□

## **AND-OR Family**

---

Let  $\mathcal{F}$  be  $(d_1, d_2, p_1, p_2)$ -sensitive family.

Construct a new family  $\mathcal{G}$  by an *AND-construction* as follows:

**AND-Family:** Each function  $g \in \mathcal{G}$  is formed from a set of  $r$  independently chosen functions of  $\mathcal{F}$ , say  $f_1, f_2, \dots, f_r$  for some fixed value of  $r$ .

Now,  $g(x) = g(y)$  if and only if for all  $i = 1, \dots, r$ ,  $f_i(x) = f_i(y)$ .

### AND-Family

$\mathcal{G}$  is an  $(d_1, d_2, p_1^r, p_2^r)$ -sensitive AND family.

Proof: This is the probability of all the  $r$  independent events to occur simultaneously.

**OR-Family:** Each member  $g$  in  $\mathcal{G}$  is constructed by taking  $b$  independently chosen members  $f_1, f_2, \dots, f_b$  from  $\mathcal{F}$ .

Now  $g(x) = g(y)$  if and only if  $f_i(x) = f_i(y)$  for at least one of the members in  $\{f_1, f_2, \dots, f_b\}$ .

### OR-Family

$\mathcal{G}$  is an  $(d_1, d_2, 1 - (1 - p_1)^b, 1 - (1 - p_2)^b)$ -sensitive OR family.

Proof: Estimate the probability that none of the  $b$ -events occur and then look at the complementary event.

# Probabilistic Amplification

	$\mathcal{F}_1$ (AND)	$\mathcal{F}_2$ (OR)	$\mathcal{F}_3$ (AND-OR)	$\mathcal{F}_4$ (OR-AND)
$p$	$p^r$	$1 - (1 - p)^b$	$1 - (1 - p^r)^b$	$(1 - (1 - p)^r)^b$
0.2	0.0001	0.6723	0.0079	0.0717
0.4	0.0256	0.9222	0.1216	0.4995
0.6	0.1296	0.9897	0.5004	0.8783
0.7	0.2401	0.9975	0.7446	0.9601
0.8	0.4096	0.9996	0.9282	0.9920
0.9	0.6561	0.9999	0.9951	0.9995

**Table 1:** Illustration of four families obtained for different values of  $p$ .  $\mathcal{F}_1$  is the AND family for  $r = 4$ .  $\mathcal{F}_2$  is OR family for  $b = 5$ .  $\mathcal{F}_3$  is the AND-OR family for  $r = 4$  and  $b = 5$ .  $\mathcal{F}_4$  is the OR-AND family for  $r = 4$  and  $b = 5$ .

## Probabilistic Amplification Examples

We can apply the AND-OR amplification technique for any sensitive family.  
For example,

1.  $\mathcal{F}$  be a  $(d_1, d_2, p_1 = 1 - d_1, p_2 = 1 - d_2)$ -sensitive minhash function family for similarity of sets.
2. Hamming distance  $(d_1, d_2, 1 - d_1/d, 1 - d_2/d)$ -sensitive family for finding similar Boolean strings.
3. Projection on a random line  $(\Delta, 4\Delta, 1/2, 1/3)$ -sensitive family for finding near points.
4. Metric Property  $\rightarrow$  Sensitive Family  $\rightarrow$  Probabilistic Amplification

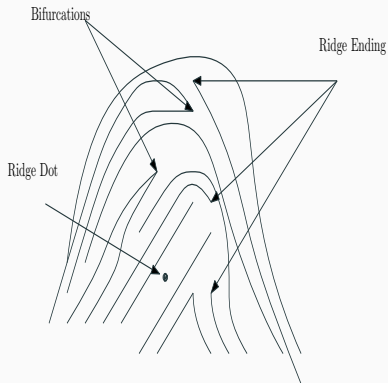
## Fingerprints

---



# Matching Fingerprints

Fingerprints consists of **minutia points** and patterns that form ridges and bifurcations



## Fingerprint with an overlay grid

Fingerprint mapped to a normalized grid cell



## Minutia of two fingerprints

Statistical Analysis from fingerprint analyst:

1.  $\Pr(\text{minutia in a random grid cell of a fingerprint}) = 0.2$
2.  $\Pr(\text{given two fingerprints of the same finger and that one fingerprint has a minutia in a grid cell, other fingerprint has the minutia in that cell}) = 0.85$
3. Pick 3 random grid cells and define a (hash) function  $f$  that sends two fingerprints to the same bucket if they have minutia in each of those three cells
4.  $\Pr(\text{two arbitrary fingerprints will map to the same bucket by } f) = 0.2^6 = 0.000064$
5.  $\Pr(f \text{ maps the fingerprints of the same finger to the same bucket}) = 0.2^3 \times 0.85^3 = 0.0049$

Suppose we have 1000 such functions and we take 'OR' of these functions

1. Pr(two fingerprints from different fingers map to the same bucket)  
 $= 1 - (1 - 0.000064)^{1000} \approx 0.061$
2. Pr(two fingerprints of the same finger map to the same bucket)  
 $= 1 - (1 - 0.0049)^{1000} \approx 0.992$

Take two groups of 1000 functions each and report a match if it's a match in both the groups.

1. Pr(two fingerprints from different fingers map to the same bucket)  
 $\approx 0.061^2 = 0.0037$
2. Pr(two fingerprints of the same finger map to the same bucket)  
 $\approx 0.992^2 = 0.984$

## References

---

LSH has abundance of applications

(Image Similarity, Documents Similarity, Nearest Neighbors, Similar Gene-Expressions, ...)

Main References:

1. Piotr Indyk and Rajeev Motwani, Approximate Nearest Neighbors: Towards Removing the Curse of Dimensionality, STOC1998
2. Aristides Gionis, Piotr Indyk and Rajeev Motwani, Similarity Search in High Dimensions via Hashing, VLDB 1999
3. LSH Algorithm and Implementation  
<http://www.mit.edu/~andoni/LSH/>
4. Chapter 3 in MMDS book (mmds.org)
5. Chapter on LSH in My Notes on Topics in Algorithm Design